



**COMPACT
SERVICE
CORPS**

COLORADO CAMPUS COMPACT COMPACT SERVICE CORPS

2011-2012

YEAR END IMPACT REPORT



COMPACT SERVICE CORPS

Year End Impact Report

Connecting Campuses and Communities Through Service

During the 2011-2012 grant year, Compact Service Corps enabled campuses throughout Arizona, Colorado, Montana, Nebraska, North Dakota and South Dakota to provide 3,546 college and university students the opportunity to meet critical needs in their communities through service with local nonprofit and government agencies in the following areas:

EDUCATION: Increasing academic engagement in K-12 students.

HEALTHY FUTURES: Providing primary and preventive healthcare to those living in medically underserved and rural areas.

CAPACITY BUILDING: Developing infrastructure for an organization to increase and improve the efficiency and effectiveness of its programs and services.

The Compact Service Corps Program primarily focuses on supporting Careers in the Common Good.

Through service in the areas above, students gain practical skills, insight and knowledge that enables them to improve communities and acquire a life-long commitment to service.

DURING THE 2011-2012 GRANT YEAR:

- 3,546 COLLEGE AND UNIVERSITY STUDENTS ENROLLED
- \$3.6 MILLION IN EDUCATION AWARDS EARNED BY EXITED MEMBERS
- 1,341,883 SERVICE HOURS RECORDED
- \$29,920 AWARDED FOR MEMBER DEVELOPMENT THROUGH CAREERS IN THE COMMON GOOD SCHOLARSHIPS
- \$27,885 AWARDED TO CAMPUSES TO SUPPORT MEMBER TRAINING AND DEVELOPMENT THROUGH TRAINING GROUND GRANTS

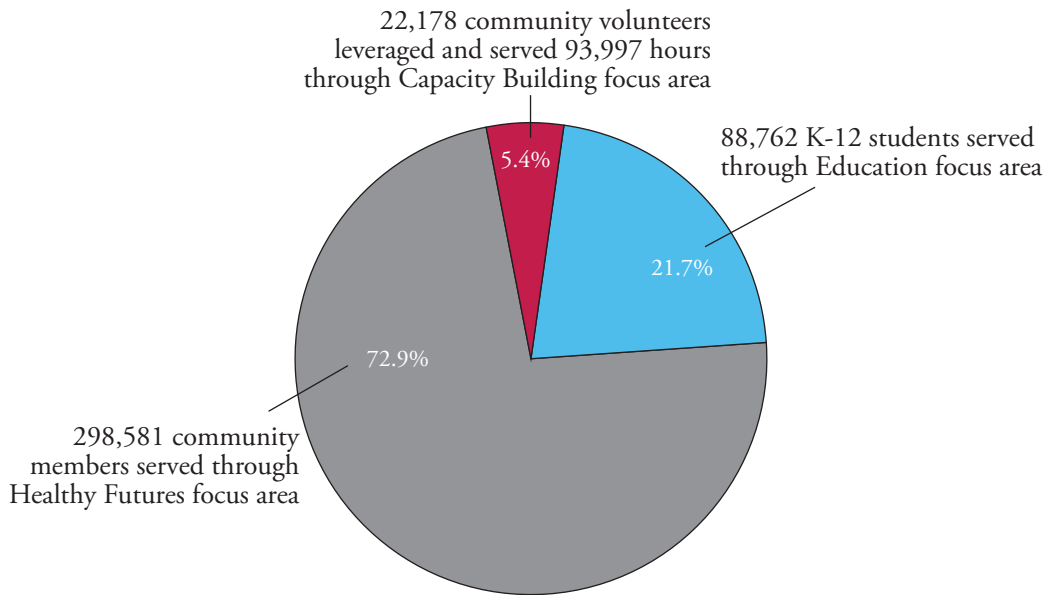
Compact Service Corps AmeriCorps Members have served with 1,156 community partners.

- Arizona, 234
- Colorado, 674
- Montana, 77
- Nebraska, 2
- North Dakota, 20
- South Dakota, 149

COMPACT SERVICE CORPS

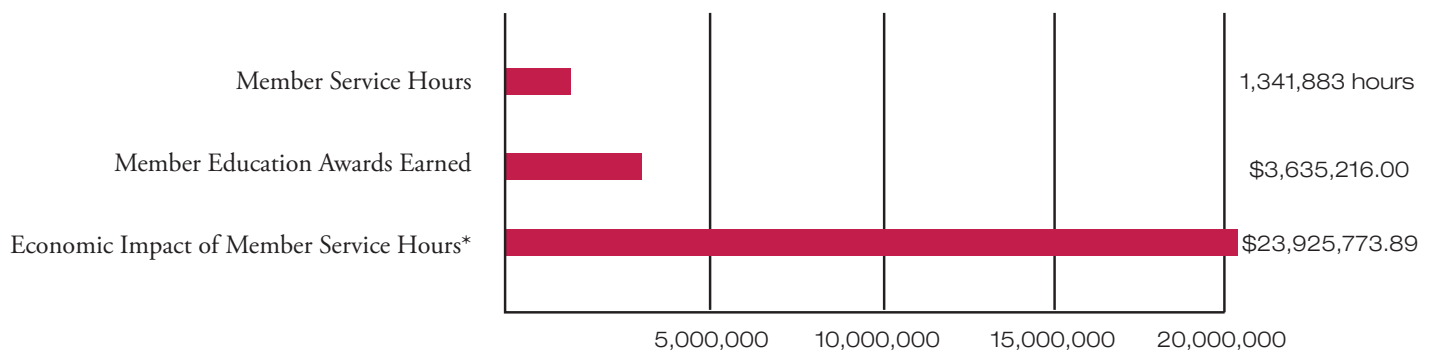
Year End Impact Report

409,521 Community Members Served and 22,178 Community Volunteers Leveraged to Serve



"I have learned so much hands on experience through the AmeriCorps Program. Not only did I meet lasting friends but I became a leader through the training that was available to me. My recent hire for an internship with the National Park Service was solely based on my experience volunteering in my AmeriCorps program." -- 2011-2012 CSC MEMBER

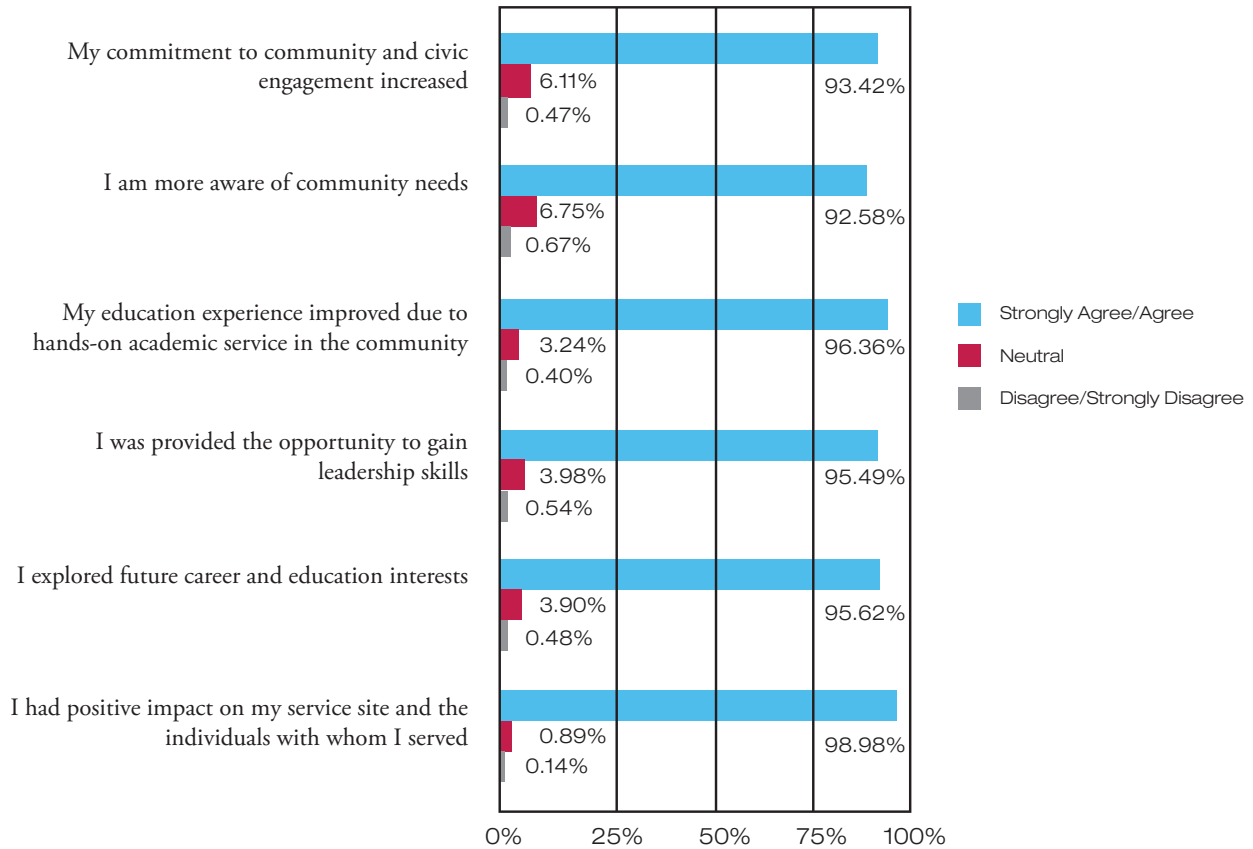
Member Service Hours/Education Awards Earned/Economic Impact



*Based on Independent Sector's Value of Volunteer Time: www.independentsector.org/volunteer_time
 (Average values for Arizona, Colorado, Montana, Nebraska, North Dakota, and South Dakota)

Compact Service Corps Exited Member Reflections

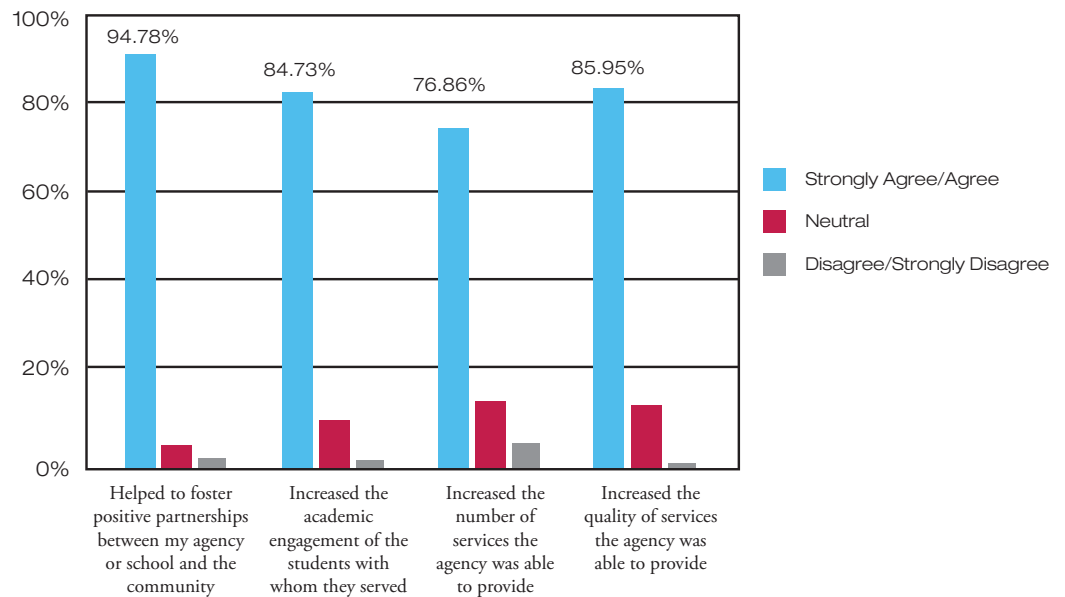
Due to service as an AmeriCorps Member in Compact Service Corps:



“AmeriCorps is a great opportunity for people to fulfill their service in an organized, thoughtful, supported manner. Our students strongly benefited from our Member’s ability to make connections, reflect the goodness in others and support the program she participated in.” -- 2011-2012 CSC COMMUNITY PARTNER

Community Partner Perspectives

Compact Service Corps Members at their site placement:



COMPACT SERVICE CORPS


Year End Impact Report

University/College	Members Enrolled*	MSY	Education Awards Leveraged*	Careers in the Common Good	Training Ground Grants	Coordinator Training	Criminal History Checks	Administrative Pass Through (\$300/MSY)	CSC\$/MSY**	Total CSC Support***
Arizona State University	1,182	250.23	\$ 1,388,850.00	\$ -	\$ -	\$ 1,690.14	\$ 6,815.90	\$ 75,068.82	\$ 339.72	\$ 1,473,857.09
Mesa Community College	59	12.99	\$ 72,082.00	\$ 1,033.48	\$ -	\$ 2,535.21	\$ 835.10	\$ 3,896.28	\$ 644.50	\$ 80,454.06
Arizona Totals	1,241	263.22	\$ 1,460,932.00	\$ 1,033.48	\$ -	\$ 4,225.35	\$ 7,651.00	\$ 78,965.10	\$ 354.76	\$ 1,554,311.15
Adams State University	116	27.29	\$ 151,444.00	\$ -	\$ -	\$ 422.54	\$ 3,118.61	\$ 8,186.04	\$ 434.98	\$ 163,314.48
Colorado College	21	8.09	\$ 44,912.00	\$ -	\$ 3,000.00	\$ 422.54	\$ 60.42	\$ 2,427.93	\$ 734.24	\$ 50,851.98
Colorado I Have a Dream Foundation	8	6.76	\$ 37,543.00	\$ 974.00	\$ -	\$ 422.54	\$ 126.40	\$ 2,029.38	\$ 527.67	\$ 41,110.08
Colorado Mesa University	138	45.31	\$ 251,437.00	\$ 2,169.20	\$ -	\$ 422.54	\$ 3,843.60	\$ 13,592.76	\$ 446.07	\$ 271,648.41
Colorado State University	287	76.02	\$ 421,834.00	\$ 3,007.44	\$ 4,185.00	\$ 845.07	\$ 5,306.22	\$ 22,804.56	\$ 480.29	\$ 458,345.31
Colorado State University, Pueblo	24	6.24	\$ 34,646.00	\$ 250.00	\$ -	\$ 422.54	\$ 425.60	\$ 1,873.38	\$ 481.05	\$ 37,647.76
Fort Lewis College	13	4.17	\$ 23,140.00	\$ -	\$ -	\$ 422.54	\$ 430.79	\$ 1,250.94	\$ 508.74	\$ 25,261.44
Front Range Community College, Larimer	34	8.68	\$ 48,154.00	\$ -	\$ -	\$ 422.54	\$ 1,016.24	\$ 2,603.70	\$ 470.64	\$ 52,239.16
Metropolitan State University of Denver	127	36.02	\$ 199,901.00	\$ 1,708.90	\$ 3,000.00	\$ 422.54	\$ 3,452.02	\$ 10,806.57	\$ 542.84	\$ 219,454.05
Naropa University	65	23.62	\$ 131,091.00	\$ 2,651.00	\$ -	\$ 422.54	\$ 1,849.02	\$ 7,086.27	\$ 512.17	\$ 143,188.45
Newman University	20	5.90	\$ 32,710.00	\$ 1,419.00	\$ 630.00	\$ 422.54	\$ 530.06	\$ 1,768.56	\$ 812.89	\$ 37,506.06
Northeastern Junior College	37	9.37	\$ 51,972.00	\$ -	\$ -	\$ 845.07	\$ 1,392.35	\$ 2,810.10	\$ 543.64	\$ 57,065.89
Red Rocks Community College	26	7.35	\$ 40,759.00	\$ -	\$ -	\$ 1,690.14	\$ 743.08	\$ 2,203.59	\$ 635.40	\$ 45,429.16
Regis University	94	21.28	\$ 118,068.00	\$ 1,985.00	\$ -	\$ 422.54	\$ 2,531.67	\$ 6,382.56	\$ 537.46	\$ 129,505.05
University of Colorado Boulder	113	28.79	\$ 159,788.00	\$ 500.00	\$ 3,000.00	\$ 845.07	\$ 2,994.55	\$ 8,637.57	\$ 559.88	\$ 175,906.98
University of Colorado Colorado Springs	99	33.45	\$ 185,636.00	\$ 809.55	\$ -	\$ 1,267.61	\$ 2,558.78	\$ 10,034.34	\$ 442.53	\$ 200,438.73
University of Colorado Denver	133	40.25	\$ 223,343.00	\$ 3,756.60	\$ -	\$ 2,112.68	\$ 3,244.27	\$ 12,074.85	\$ 530.72	\$ 244,704.65
University of Denver	264	96.97	\$ 538,125.00	\$ 3,919.63	\$ 3,000.00	\$ 1,267.61	\$ 6,348.15	\$ 29,090.52	\$ 453.61	\$ 582,111.88
University of Northern Colorado	209	62.31	\$ 345,699.00	\$ -	\$ -	\$ 845.07	\$ 6,878.78	\$ 18,692.01	\$ 428.30	\$ 372,386.17
University of the Rockies	8	3.14	\$ 17,400.00	\$ -	\$ -	\$ 422.54	\$ 232.40	\$ 940.53	\$ 511.66	\$ 19,006.61
Colorado Totals	1,836	551.01	\$ 3,057,602.00	\$ 23,150.32	\$ 16,815.00	\$ 14,788.80	\$ 47,083.01	\$ 165,296.16	\$ 489.14	\$ 3,327,122.30
Helena College University of Montana	3	0.64	\$ 3,525.00	\$ -	\$ -	\$ -	\$ 99.30	\$ 190.53	\$ 458.55	\$ 3,818.47
Miles Community College	1	0.38	\$ 2,114.00	\$ -	\$ -	\$ -	\$ 33.10	\$ 114.30	\$ 391.53	\$ 2,262.78
Montana State University Northern	1	0.21	\$ 1,175.00	\$ -	\$ -	\$ 845.07	\$ 38.04	\$ 63.51	\$ 4,513.48	\$ 2,122.83
Montana State University, Bozeman	69	32.27	\$ 179,081.00	\$ 1,500.80	\$ -	\$ 845.07	\$ 2,273.00	\$ 9,680.58	\$ 446.26	\$ 193,481.72
Montana Tech	25	5.29	\$ 29,375.00	\$ -	\$ 2,070.00	\$ 422.54	\$ 810.24	\$ 1,587.75	\$ 930.21	\$ 34,295.82
MSU College of Nursing, Great Falls	18	4.60	\$ 25,545.00	\$ -	\$ -	\$ 422.54	\$ 539.40	\$ 1,381.23	\$ 514.30	\$ 27,910.77
Rocky Mountain College	29	15.00	\$ 83,250.00	\$ -	\$ -	\$ 422.54	\$ 1,277.24	\$ 4,500.00	\$ 416.25	\$ 89,493.78
University of Great Falls	4	0.90	\$ 4,993.00	\$ -	\$ -	\$ 422.54	\$ 127.62	\$ 269.91	\$ 916.63	\$ 5,817.97
University of Montana, Missoula	21	7.28	\$ 40,405.00	\$ -	\$ -	\$ 422.54	\$ 726.80	\$ 2,184.33	\$ 461.81	\$ 43,766.95
University of Montana, Western	16	4.32	\$ 23,961.00	\$ 446.54	\$ -	\$ 422.54	\$ 1,032.96	\$ 1,295.49	\$ 744.87	\$ 27,178.85
Montana Totals	187	70.89	\$ 393,424.00	\$ 1,947.34	\$ 2,070.00	\$ 4,225.38	\$ 6,957.70	\$ 21,267.63	\$ 518.07	\$ 430,149.94
University of Nebraska	15	3.18	\$ 17,625.00	\$ -	\$ 3,000.00	\$ 422.54	\$ 584.84	\$ 952.65	\$ 1,565.47	\$ 22,603.21
Nebraska Totals	15	3.18	\$ 17,625.00	\$ -	\$ 3,000.00	\$ 422.54	\$ 584.84	\$ 952.65	\$ 1,565.47	\$ 22,603.21
Minot State University	55	13.74	\$ 76,232.00	\$ -	\$ 3,000.00	\$ 422.54	\$ 1,312.55	\$ 4,121.52	\$ 649.59	\$ 85,157.35
North Dakota Totals	55	13.74	\$ 76,232.00	\$ -	\$ 3,000.00	\$ 422.54	\$ 1,312.55	\$ 4,121.52	\$ 649.59	\$ 85,157.35
Augustana College	29	9.40	\$ 52,164.00	\$ 100.00	\$ 3,000.00	\$ -	\$ 1,024.63	\$ 2,820.27	\$ 742.90	\$ 59,147.30
Dakota Wesleyan University	9	3.04	\$ 16,870.00	\$ -	\$ -	\$ 845.07	\$ 282.06	\$ 912.03	\$ 674.74	\$ 18,921.20
University of South Dakota	174	51.52	\$ 285,895.00	\$ 3,689.34	\$ -	\$ 422.54	\$ 6,580.66	\$ 15,455.64	\$ 511.91	\$ 312,268.70
South Dakota Totals	212	63.96	\$ 354,929.00	\$ 3,789.34	\$ 3,000.00	\$ 1,267.61	\$ 7,887.35	\$ 19,187.94	\$ 553.60	\$ 390,337.20
PROGRAM TOTALS	3,546	966.00	\$ 5,360,744.00	\$ 29,920.48	\$ 27,885.00	\$ 25,352.22	\$ 71,476.45	\$ 289,791.00	\$ 464.74	\$ 5,809,681.15

*Total Education Award amounts and Members reflect the 2011-2012 Compact Service Corps AmeriCorps Program year from August 19, 2011 through August 18, 2012.

**CSC \$/MSY is total administrative funds expended per Member Service Year (full-time Member equivalent) per campus.

***Total CSC support includes both administrative funds and the AmeriCorps Education Awards made available to Members.



Compact Service Corps Program Staff and Contact Information

The Compact Service Corps AmeriCorps Program is hosted by Campus Compact offices in Colorado and Montana.



JAMI HIYAKUMOTO

Program Director
Colorado Office
jhiyakum@regis.edu



MARIAMA SANNOH

Program Administrative Supervisor
Colorado Office
msannoh@regis.edu



KIRSTEN TOWGOOD

Program Assessment Specialist
Montana Office
towgood@mtcompact.org

COLORADO

3333 Regis Blvd. B-7, Denver, CO 80221-1099
Tel: 303-964-5298 Fax: 303-964-5299
www.cccompact.org



Campus Compact

MONTANA

302 University Hall, Missoula, MT 59812-3960
Tel: 406-243-5477 Fax: 406-243-5407
www.mtcompact.org

The Compact Service Corps Program is made possible through a generous grant from the Corporation for National and Community Service.